


# ACTA SIMULATIO

International Scientific Journal about Simulation

electronic journal  
ISSN 1339-9640



2018 Volume 4 Issue 1





---

**CONTENTS**

**(MARCH 2018)**

**(pages 1-5)**

**MODELLING OF SOUND IMPACT ON PRIMARY CANVASES FROM  
BASALT FIBER**

Anri Elbakian, Boris Sentyakov, Kirill Sentyakov

## MODELLING OF SOUND IMPACT ON PRIMARY CANVASES FROM BASALT FIBER

**Anri Elbakian**

Department of Economics and Organization of Production of Votkinsk Branch of Kalashnikov  
Izhevsk State Technical University, Russia, henry25@mail.ru (corresponding author)

**Boris Sentyakov**

Department of Rocketry of Votkinsk Branch of Kalashnikov  
Izhevsk State Technical University, Russia, sentyakov@inbox.ru

**Kirill Sentyakov**

Department of Higher Mathematics, Physics, Chemistry of Votkinsk Branch of Kalashnikov  
Izhevsk State Technical University, Russia, la1030@mail.ru

**Keywords:** basalt fiber, modelling, sound, system

**Abstract:** Basalt fiber is a heat-insulating non-combustible material that has excellent heat conductivity, hygroscopicity and chemical stability characteristics, and is widely used in many branches of engineering and other human activities. However, basalt fiber canvases have a significant disadvantage in the form of non-fibrous inclusions contained in them, which reduce the product quality and can cause minor injuries due to their prickliness.

### 1 Introduction

Basalt fiber is a heat-insulating non-combustible material that has excellent heat conductivity, hygroscopicity and chemical stability characteristics, and is widely used in many branches of engineering and other human activities. However, basalt fiber canvases have a significant disadvantage in the form of non-fibrous inclusions contained in them, which reduce the product quality and can cause minor injuries due to their prickliness. It was found in research [1] that when an acoustic field is applied to the formed primary canvases from basalt fiber, separation of non-fibrous inclusions from them is observed. The task of modelling this phenomenon and process is worthwhile.

Basalt fiber can be represented as an oscillatory system, the scheme of which is shown in Figure 1. Some of the

elementary fibers can be represented as elastic beams resting on adjacent curved fibers. We assume that non-fiber inclusions of different mass and geometric shape are held by the forces of natural adherence to each of such elementary fibers. Such elastic beams with inclusions attached to them are under the influence of the acoustic field.

### 2 Calculation scheme

General theoretical principles of the vibrational systems investigation are considered in works [1], [2], [3], on the basis of which this research is made.

Let's make a mathematical model of the system. We consider a system of interacting bodies connected by elastic coupling (Fig. 1).

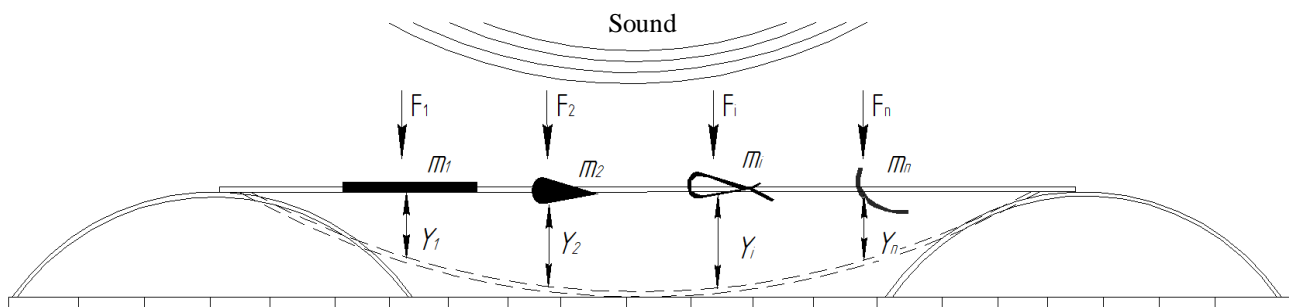


Figure 1 The calculation scheme

In Fig. 1:  $m$  is the mass of the element, kg;  $c$  - rigidity of elements connection, N / m;  $a$  - a damping coefficient, which determines energy losses for viscous friction, kg/s;  $y$  - elements motion from the static equilibrium position,

$m$ ;  $x$  - forced motion of the elastic base as a result of the sound impact, m.

Based on Newton's second law, we consider the forces balance, impacting on each of the four masses. In this model, two forces are considered:

**MODELLING OF SOUND IMPACT ON PRIMARY CANVASES FROM BASALT FIBER**

Anri Elbakian; Boris Sentyakov; Kirill Sentyakov

- the elastic resistance force, proportional to the motion,  
 - the viscous resistance force, proportional to the motion speed.

$$\begin{cases} m_1 y_1'' = c(x - y_1) + c(y_2 - y_1) + a(x' - y_1') + a(y_2' - y_1') \\ m_2 y_2'' = c(y_1 - y_2) + c(y_3 - y_2) + a(y_1' - y_2') + a(y_3' - y_2') \\ m_3 y_3'' = c(y_2 - y_3) + c(y_4 - y_3) + a(y_2' - y_3') + a(y_4' - y_3') \\ m_4 y_4'' = c(x - y_4) + c(y_3 - y_4) + a(x' - y_4') + a(y_3' - y_4') \end{cases} \quad (1)$$

The free motion of each mass separately can be described by the following second-order differential equation:

$$m_i y_i'' + a y_i' + c y_i = 0 \quad (2)$$

Or in the form of a typical oscillatory link [4] of the dynamic system:

$$T_i^2 y_i'' + 2T_i \xi_i y_i' + y_i = 0 \quad (3)$$

Where  $T_i$  - the time constant or period of free oscillations, s;  
 $\xi_i$  - the damping coefficient ( $0 < \xi_i < 1$ ).

These parameters in the joint consideration of (2) and (3) are the following:

$$T_i = \sqrt{\frac{m_i}{c}} \quad (4)$$

$$a = 2T_i \xi_i c \quad (5)$$

Then the fundamental frequency of each of the four elements is determined from the known formula [4]:

$$\omega_i = \frac{\sqrt{1 - \xi_i^2}}{T_i} = \frac{\sqrt{4m_i c - a^2}}{2m_i} \quad (6)$$

The analytical solution of the system (1) leads to the single linear differential equation with constant coefficients of the eighth order. A further solution involves finding the roots of the characteristic equation of the eighth degree and considering various solutions for real or complex roots, which causes certain difficulties.

To study the object in the frequency domain and also to consider alternative ways of system solution (1), it is suggested to use the methods of [4] Automatic Control Theory (TAU). Applying the Laplace transforms, and going over to the images (7), the system (1) can be represented in the form (8):

$$\begin{cases} y_i'' \rightarrow p^2 Y_i \\ y_i' \rightarrow p Y_i \end{cases} \quad (7)$$

Four forces equilibrium equations form a system of four differential equations according to the calculation scheme in Fig. 1:

$$\begin{cases} m_1 p^2 Y_1 + 2apY_1 + 2cY_1 = (c + ap)(X + Y_2) \\ m_2 p^2 Y_2 + 2apY_2 + 2cY_2 = (c + ap)(Y_1 + Y_3) \\ m_3 p^2 Y_3 + 2apY_3 + 2cY_3 = (c + ap)(Y_2 + Y_4) \\ m_4 p^2 Y_4 + 2apY_4 + 2cY_4 = (c + ap)(Y_3 + X) \end{cases} \quad (8)$$

Or as a system of operator equations with transfer functions:

$$\begin{cases} Y_1 = W_1(X + Y_2) \\ Y_2 = W_2(Y_1 + Y_3) \\ Y_3 = W_3(Y_2 + Y_4) \\ Y_4 = W_4(Y_3 + X) \end{cases} \quad (9)$$

Where the operator transfer functions are defined as follows (10) and are mathematical models of the structural elements of the dynamic system.

$$\begin{cases} W_1 = \frac{c+ap}{m_1 p^2 + 2ap + 2c} \\ W_2 = \frac{c+ap}{m_2 p^2 + 2ap + 2c} \\ W_3 = \frac{c+ap}{m_3 p^2 + 2ap + 2c} \\ W_4 = \frac{c+ap}{m_4 p^2 + 2ap + 2c} \end{cases} \quad (10)$$

Then, solving the system (9) about  $Y_i$  for a given  $X$ , we obtain a system solution (1) for all masses in the following operator form (11).

$$Y_i = W_{pi}(p)X \quad (11)$$

Performing the inverse Laplace transform, we can also obtain an analytic solution of the problem.

Passing to the complex transfer function (12), according to the known formulas [4], we have the amplitude-frequency  $A(\omega)$  and the phase-frequency  $\varphi(\omega)$  characteristics

$$\begin{cases} W_p(\omega i) = Re(\omega) + Im(\omega) \cdot i \\ A(\omega) = |W_p(\omega i)| = \sqrt{Re(\omega)^2 + Im(\omega)^2} \\ \varphi(\omega) = \arg(W_p(\omega i)) = \arctg(Im(\omega)/Re(\omega)) \end{cases} \quad (12)$$

The critical frequencies themselves can be calculated without amplitude response, as the square roots of the eigenvalues of the matrix (13) coefficients of the original (1) undamped ( $\xi_i = 0, a_i = 0$ ) differential equations system.

**MODELLING OF SOUND IMPACT ON PRIMARY CANVASES FROM BASALT FIBER**

Anri Elbakian; Boris Sentyakov; Kirill Sentyakov

$$\begin{bmatrix} \frac{-2c}{m_1} & \frac{c}{m_1} & 0 & 0 \\ \frac{c}{m_2} & \frac{-2c}{m_2} & \frac{c}{m_2} & 0 \\ 0 & \frac{c}{m_3} & \frac{-2c}{m_3} & \frac{c}{m_3} \\ 0 & 0 & \frac{c}{m_4} & \frac{-2c}{m_4} \end{bmatrix} \quad (13)$$

### 3 Results and Conclusions

The analytical calculation of the eigenvalues of a fourth-order matrix again requires the solution of high-order algebraic equations. However, there are a lot of applied software solutions for such problems.

In accordance with the proposed model, we solve the problem of obtaining the dynamic characteristics of the system with such physical parameters:

- elementary fiber diameter  $d = 0.003$  mm;
- elementary fiber length  $L = 35$  mm;
- size (the ball diameter) of inclusions  $v_1 = 0.3, v_2 = 0.1, v_3 = 0.5, v_4 = 0.2$  mm;
- Basalt density  $\rho = 2300$  kg / m<sup>3</sup> = 2.3 mg / mm<sup>3</sup>;
- basalt elasticity modulus  $E = 100$  GPa.

Then the fiber rigidity coefficient is the following:

$$c = E \cdot \frac{S}{L} = 20.20 \frac{\text{H}}{\text{M}} = 2020 \text{ МГ/ММ}$$

Where  $S$  - the elementary fiber cross-sectional area for the known  $d$ .

The inclusion masses for known  $v$  and  $\rho$  are respectively equal to  $m_1 = 0.01035, m_2 = 0.00038, m_3 = 0.04792, m_4 = 0.00307$  mg.

The damping coefficient does not affect the critical frequency, but affects the amplitude of the mass oscillation and is assumed to be  $a = 1$  mg / s.

The critical frequencies of the system with respect to the matrix (13) were thus  $\omega_{K1} = 517, \omega_{K2} = 86, \omega_{K3} = 29, \omega_{K4} = 183$  Hz.

The natural frequencies of the individual masses according to the formula (6) are respectively equal to  $\omega_1 = 70, \omega_2 = 301, \omega_3 = 33, \omega_4 = 127$  Hz.

The system solution (1) with frequency impact at the lower critical frequency  $x = \sin(29t)$  is shown in Fig. 2.

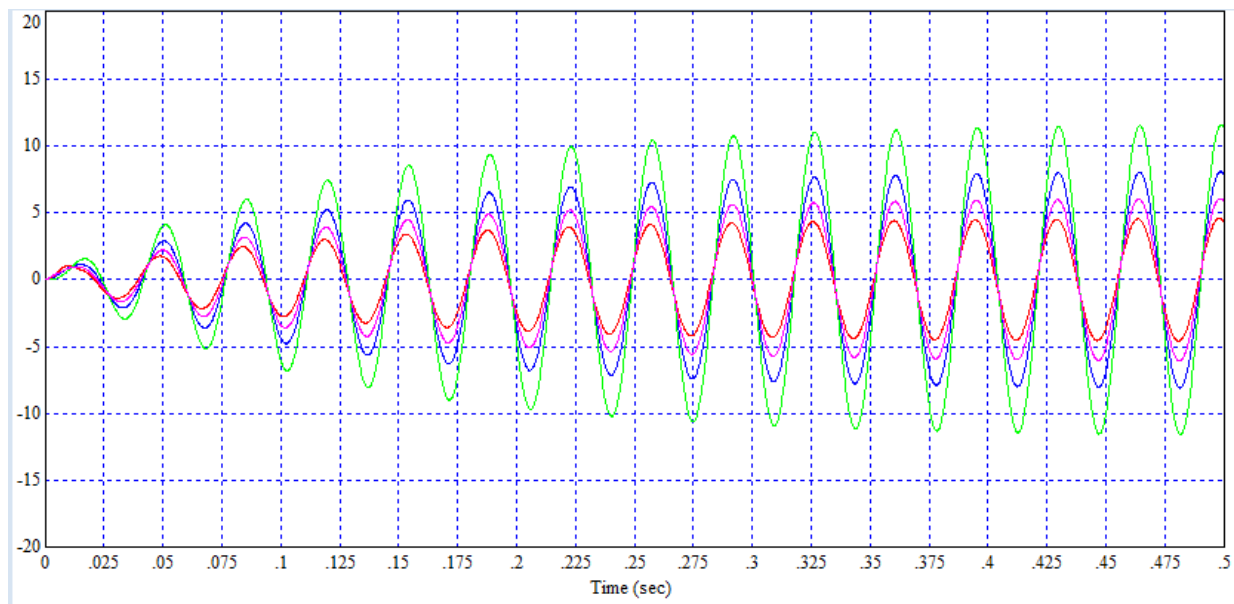


Figure 2. Dynamic characteristic for  $x = \sin(29t)$

The system solution (1) with frequency impact at the second critical frequency  $x = \sin(86t)$  is shown in Fig. 3.

**MODELLING OF SOUND IMPACT ON PRIMARY CANVASES FROM BASALT FIBER**

Anri Elbakian; Boris Sentyakov; Kirill Sentyakov

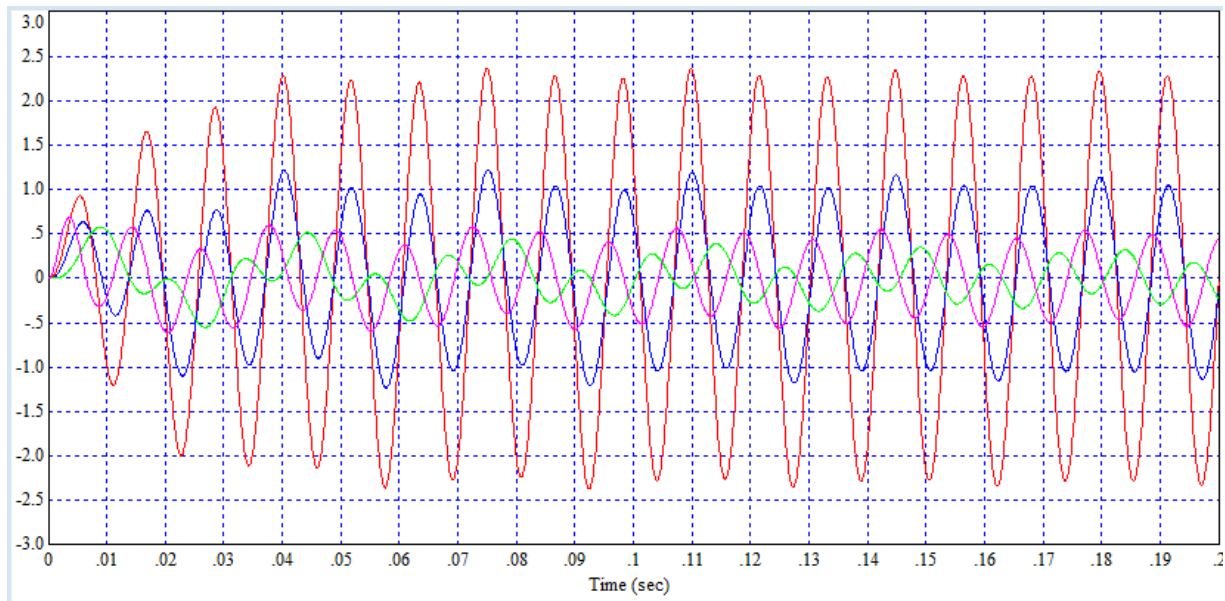


Figure 3. Dynamic characteristic for  $x = \sin(86t)$

The system solution (1) with frequency impact at the next critical frequency  $x = \sin(183t)$  is shown in Fig.4.

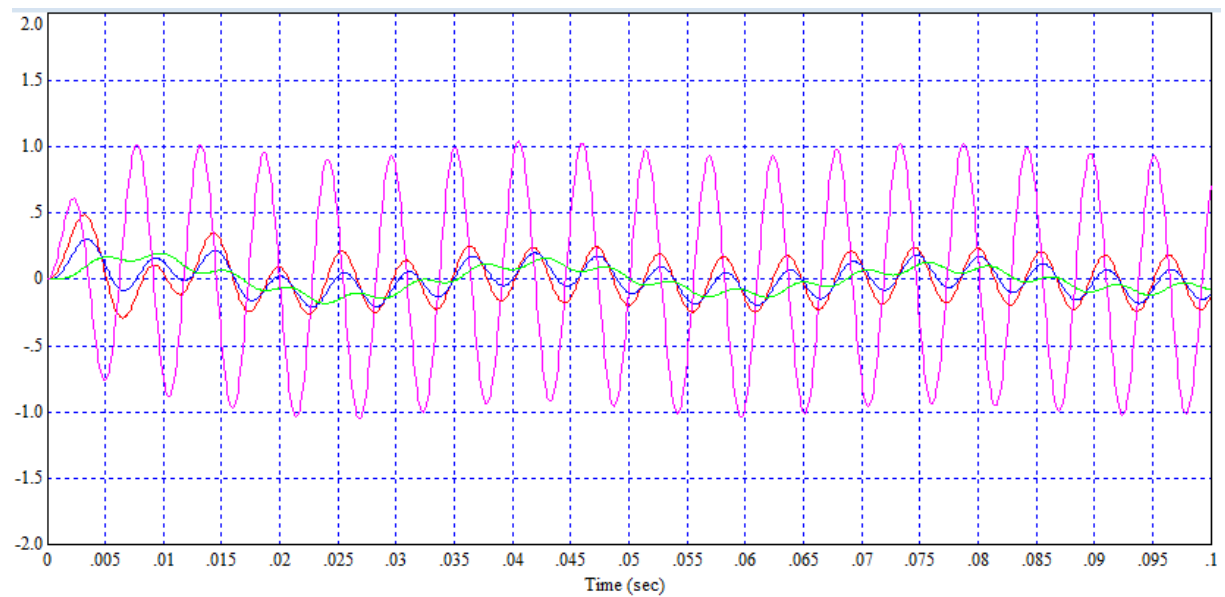


Figure 4. Dynamic characteristic for  $x = \sin(183t)$

Figure 5 shows the amplitude-frequency characteristics for all masses, calculated from formulas (12).

**MODELLING OF SOUND IMPACT ON PRIMARY CANVASES FROM BASALT FIBER**

Anri Elbakian; Boris Sentyakov; Kirill Sentyakov

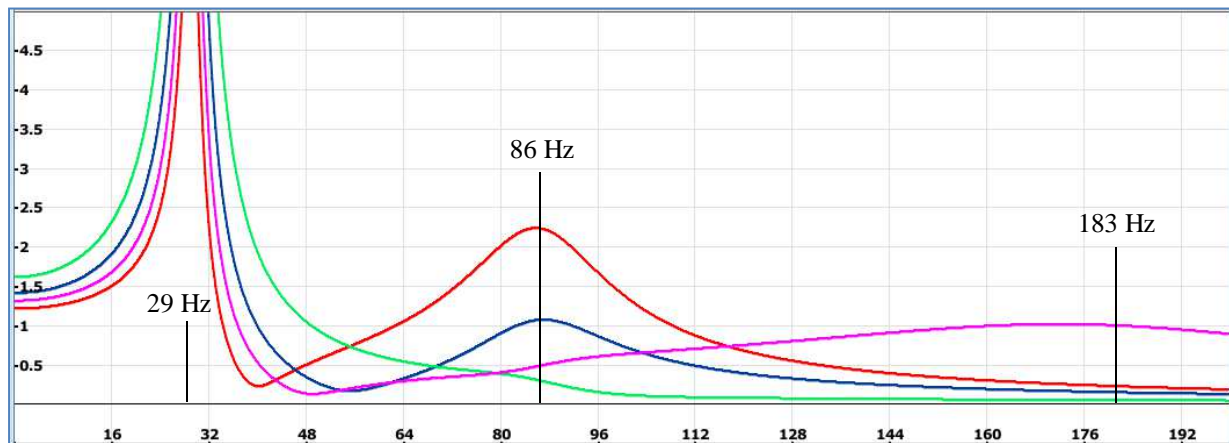


Figure 5. Amplitude-frequency characteristics

It is obvious that the largest resonance amplitude is observed at the very first (lowest) critical frequency of the system (Figures 2 and 5).

However, the inertia force that detaches the inclusion from the fiber, depends not only on the amplitude, but also on the oscillation frequency:

$$F_i = m_i A_i \omega^2 \quad (14)$$

Figure 6 shows the dependence of the detachment force of all masses on the frequency, calculated by formula (14).

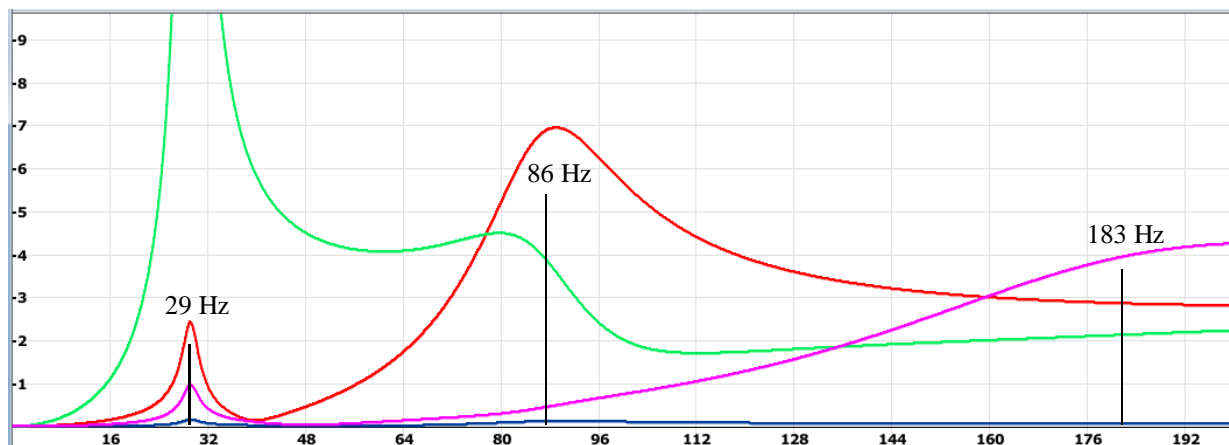


Figure 6. Detachment force of masses

So for the first mass (the red line in the graphs), the amplitudes at the first (ascending) three critical frequencies will be 5, 2.3 and 0.2 mm (Figures 2, 3, 4 and 5). The corresponding detachment forces (Fig. 6) will be 2.5, 7 and 3  $\mu$ N. That is, the greatest detachment force is not at the largest amplitude and not at the highest frequency.

**References**

- [1] TIMOSHENKO SP, YOUNG D.H., WEAVER U. Oscillations in engineering. / Transl. from English. L.G. Korneyuchuk; Ed. E.I. Grigoluk, Mechanical Engineering, p. 472, 1985.
- [2] BIDERMAN V.L. Theory of Mechanical Oscillations: A Textbook for High Schools, High School, III, p. 408, 1980.

[3] Vibrations in technology: Handbook. In six toms / Ed. advice: V.N. The Chelomei (prev.), Mechanical Engineering, 1978.

[4] MAKAROV, I.M., MENSKY, B.M.: Linear automatic systems, Mechanical engineering., 1982.

**Review process**

Single-blind peer review process.



## JOURNAL STATEMENT

---

Journal name:	<b>Acta Simulatio</b>
Abbreviated key title:	Acta Simul
Journal title initials:	AS
Journal doi:	10.22306/asim
ISSN:	1339-9640
Start year:	2015
The first publishing:	March 2015
Issue publishing:	Quarterly
Publishing form:	On-line electronic publishing
Availability of articles:	Open Access Journal
Journal license:	CC BY-NC
Publication ethics:	COPE, ELSEVIER Publishing Ethics
Plagiarism check:	Worldwide originality control system
Peer review process:	Single-blind review at least two reviewers
Language:	English
Journal e-mail:	<b>info@actasimulatio.eu</b>

The journal focuses mainly on the original and new, interesting, high-quality, theoretical, practical and application-oriented contributions to the field of science and research as well as to pedagogy and education in the area of simulation.

Publisher:	<b>4S go, s.r.o.</b>
Address:	Semsa 24, 044 21 Semsa, Slovak Republic, EU
Phone:	+421 948 366 110
Publisher e-mail:	<b>info@4sgo.eu</b>

**Responsibility for the content of a manuscript rests upon the authors  
and not upon the editors or the publisher.**